

Follow the traffic rules in Japan!

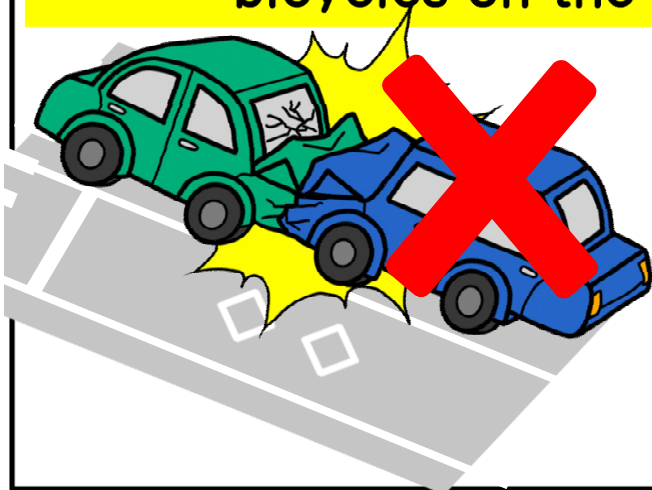
Stop at a "止まれ(=STOP)" sign.



Many of the traffic accidents causing injuries often occur at an intersection.

Make sure to stop at a "止まれ (=STOP)" sign and look both sides at an intersection.

You need to keep driving a vehicle including bicycles on the left side of the road.



Vehicles include both cars and bicycles. Keep on the left side while driving. Driving on the right side can cause a serious accident. Drive carefully not to drive on the right side.

Pedestrians have the priority at a crosswalk.



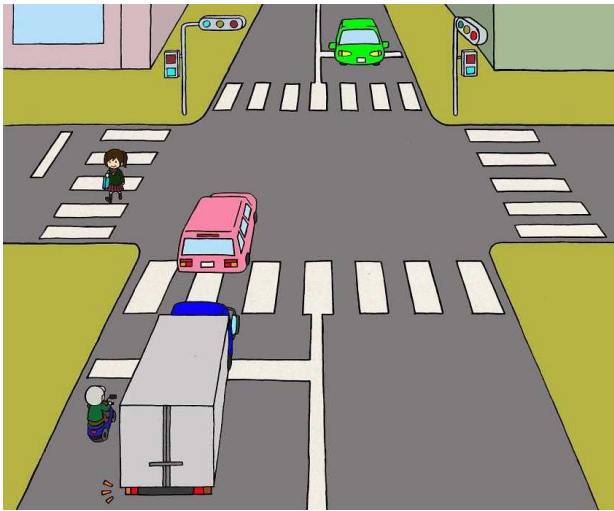
Pedestrians have the priority at a crosswalk.

When pedestrians are about to cross a crosswalk, you need to stop.

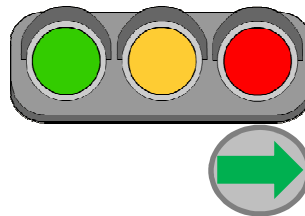
When approaching a crosswalk, make sure that there are no pedestrians.

Follow the traffic rules in Japan!

Make sure to check the traffic light carefully



Make sure to check the traffic light you should follow. You need to stop at a red light. When turning right or left, be careful of pedestrians and cyclists.



a traffic light



a traffic light for pedestrians



Prohibited to drive a car or bicycle under the influence of alcohol.




Driving after drinking alcohol is prohibited.

Even if you don't drive,

- being with a drunk driver in the same vehicle
- providing with a vehicle to a drinker
- providing with alcohol to a driver are prohibited.

Please report the traffic accident to the police when it happens.



When a traffic accident happens, make sure to call 110 and report to the police even if not causing injuries.

Kumamoto Prefectural Police

交通企画課
TRAFFIC INFORMATION